

CSC358 Week 10

Logistics

- Lectures, office hours, tutorials moved online
- Assignment deadlines are unaffected
- Please read the post on the discussion board on how to use Bb Collaborate.

- The exam will be online ... but we haven't yet gotten information about how. We'll keep you posted.

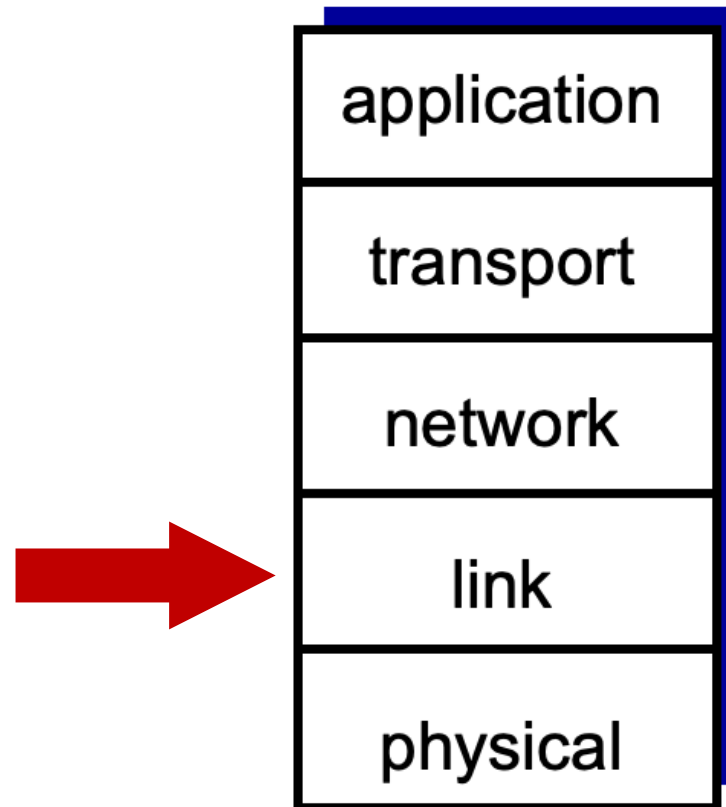
Tips for Online Learning (from Prof Petersen)

- Learning with online resources only is challenging
 - Requires significant self-discipline and independence
- Break down the tasks you need to complete (for all courses) and set daily milestones.
- Schedule dedicated study blocks.
 - Set up a quiet space, eliminate distractions, and treat those blocks like shifts at a job.
 - Change into your ‘work’/‘study’ clothes.
 - To stay focused, take scheduled breaks and schedule exercise.
- Make sure you know when and how help is available.

Communication Protocol

- All students' audio is muted by default.
- You may ask questions using Chat - Everyone
- If you'd like to ask a question by speaking, click on "raise your hand", the instruction may assign you at a presenter, then your audio will be heard by the class.
- The instructor may miss your raised hand from time to time when they stare at their presentation. Apologies ahead.

We are here



Link layer: Outline

6.1 introduction, services

6.2 error detection,
correction

**6.3 multiple access
protocols**

6.4 LANs

- addressing, ARP
- Ethernet
- switches
- VLANs

6.5 link virtualization:
MPLS

6.6 data center
networking

Multiple access links, protocols

two types of “links”:

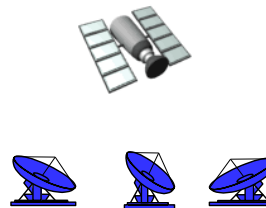
- point-to-point
 - PPP for dial-up access
 - point-to-point link between Ethernet switch, host
- ***broadcast (shared wire or medium)***
 - Ethernet
 - 802.11 wireless LAN



shared wire (e.g.,
cabled Ethernet)



shared RF
(e.g., 802.11 WiFi)



shared RF
(satellite)



humans at a
cocktail party
(shared air, acoustical)

Multiple access protocols

- single shared broadcast channel
- two or more simultaneous transmissions by nodes: interference
 - *collision* if node receives two or more signals at the same time

multiple access protocol

- distributed algorithm that determines how nodes share channel, i.e., determine when node can transmit
- communication about channel sharing must use channel itself!
 - no out-of-band channel for coordination

An ideal multiple access protocol

given: broadcast channel of rate R bps

goal:

1. when one node wants to transmit, it can send at rate R .
2. when M nodes want to transmit, each can send at average rate R/M
3. fully decentralized:
 - no special node to coordinate transmissions
 - no synchronization of clocks, slots
4. simple

MAC protocols: taxonomy

three broad classes:

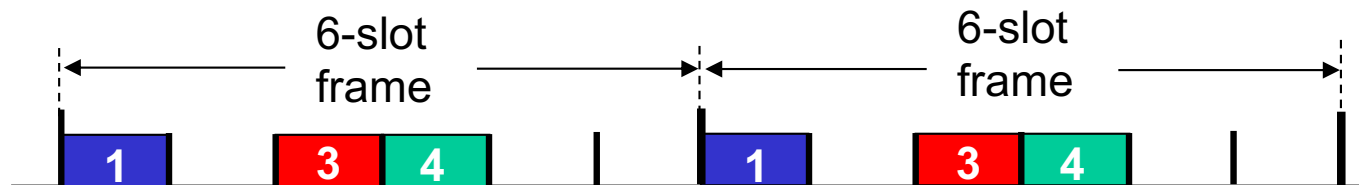
- *channel partitioning*
 - divide channel into smaller “pieces” (time slots, frequency, code)
 - allocate piece to node for exclusive use
- *random access*
 - channel not divided, allow collisions
 - “recover” from collisions
- *“taking turns”*
 - nodes take turns, but nodes with more to send can take longer turns

Channel Partitioning

Channel partitioning MAC protocols: TDMA

TDMA: time division multiple access

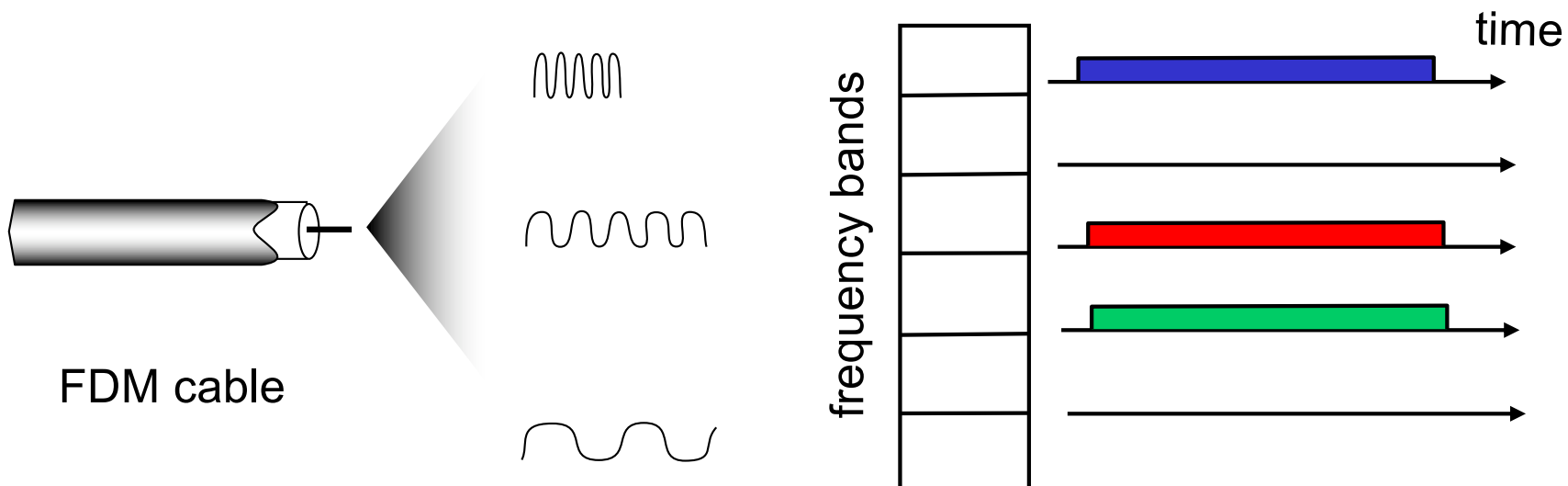
- access to channel in "rounds"
- each station gets fixed length slot (length = packet transmission time) in each round
- unused slots go idle
- example: 6-station LAN, 1,3,4 have packets to send, slots 2,5,6 idle



Channel partitioning MAC protocols: FDMA

FDMA: frequency division multiple access

- channel spectrum divided into frequency bands
- each station assigned fixed frequency band
- unused transmission time in frequency bands go idle
- example: 6-station LAN, 1,3,4 have packet to send, frequency bands 2,5,6 idle



Random Access

Random access protocols

- when node has packet to send
 - transmit at full channel data rate R .
 - no *a priori* coordination among nodes
- two or more transmitting nodes → “collision”,
- **random access MAC protocol** specifies:
 - how to detect collisions
 - how to recover from collisions (e.g., via delayed retransmissions)
- examples of random access MAC protocols:
 - slotted ALOHA
 - ALOHA
 - CSMA, CSMA/CD, CSMA/CA

Slotted ALOHA

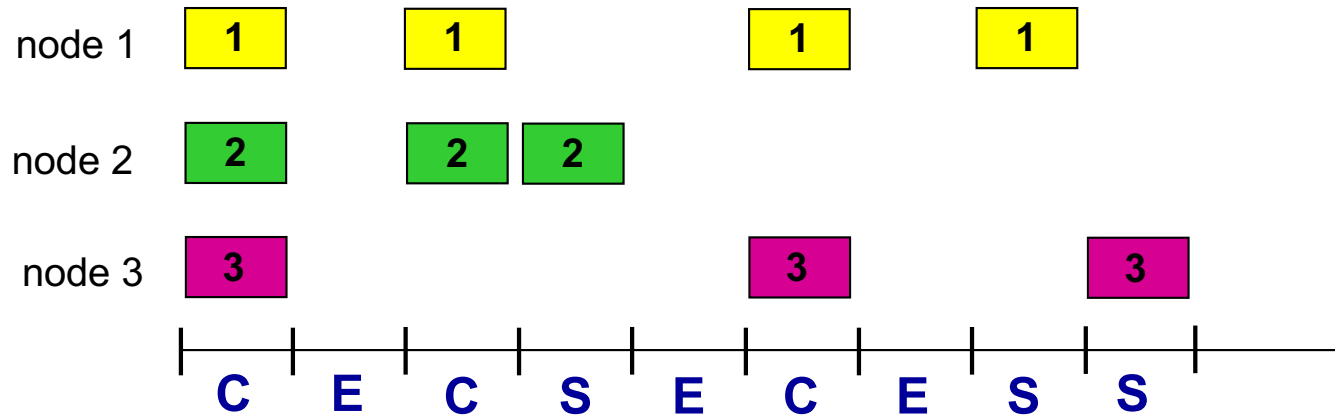
assumptions:

- all frames same size
- time divided into equal size slots (time to transmit 1 frame)
- nodes start to transmit only at slot beginning
- nodes are synchronized
- if 2 or more nodes transmit in slot, all nodes detect collision

operation:

- when node obtains fresh frame, transmits in next slot
 - *if no collision:* node can send new frame in next slot
 - *if collision:* node retransmits frame in each subsequent slot **with probability p** until success

Slotted ALOHA



Pros:

- single active node can continuously transmit at full rate of channel
- highly decentralized: only slots in nodes need to be in sync
- simple

Cons:

- collisions, wasting slots
- idle slots
- clock synchronization

Slotted ALOHA: efficiency

efficiency: long-run fraction of successful slots (many nodes, all with many frames to send)
throughput / bandwidth

- suppose: N nodes with many frames to send, each transmits in slot with probability p
- prob that given node has success in a slot:
 - $p(1-p)^{N-1}$
- prob that *any* node has a success:
 - $Np(1-p)^{N-1}$

- max efficiency: find p^* that maximizes $Np(1-p)^{N-1}$
- $p^* = 1/N$
- max efficiency = $(1-1/N)^{N-1}$
- max efficiency as N goes to infinity:

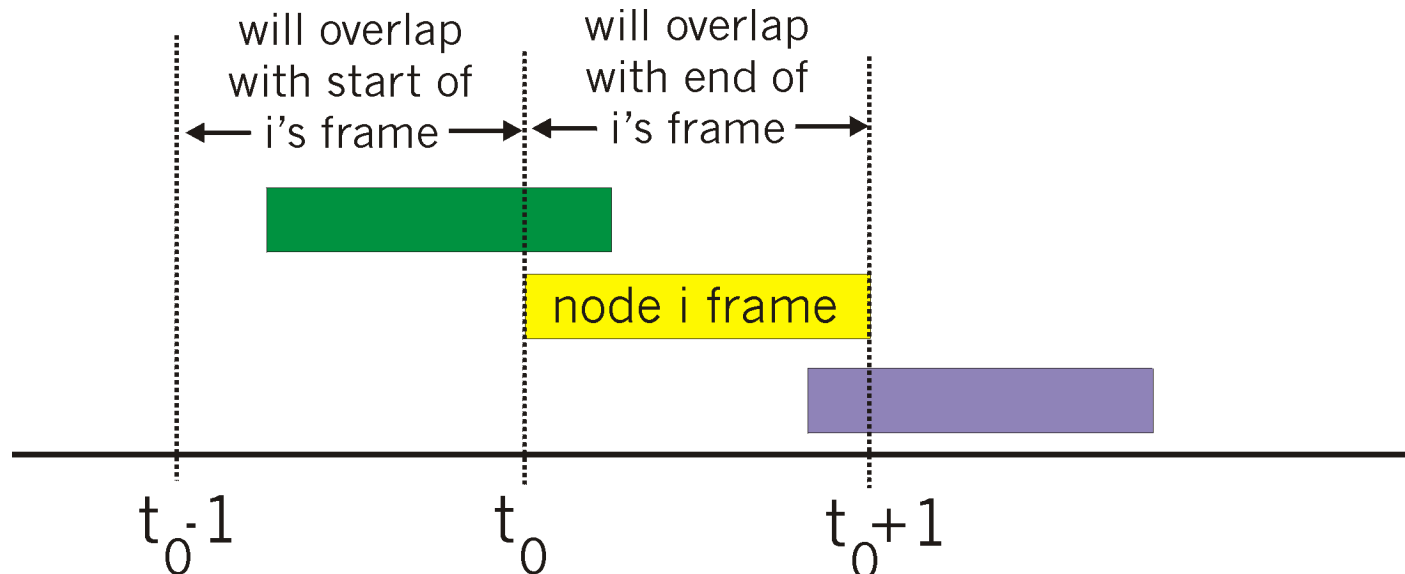
$$\text{max efficiency} = 1/e = 0.37$$

at best: channel used for useful transmissions 37% of time!



Pure (unslotted) ALOHA

- unslotted Aloha: simpler, no synchronization
- when frame first arrives
 - transmit immediately
- collision probability increases:
 - frame sent at t_0 collides with other frames sent in $[t_0-1, t_0+1]$



Pure ALOHA efficiency

$P(\text{success by given node}) = P(\text{node transmits}) \cdot$

$P(\text{no other node transmits in } [t_0-1, t_0]) \cdot$

$P(\text{no other node transmits in } [t_0, t_0+1])$

$$= p \cdot (1-p)^{N-1} \cdot (1-p)^{N-1}$$

$$= p \cdot (1-p)^{2(N-1)}$$

... choosing optimum p and then letting $n \rightarrow \infty$

$$= 1/(2e) = 0.18$$

even worse than slotted Aloha!

CSMA (carrier sense multiple access)

CSMA: listen before transmit:

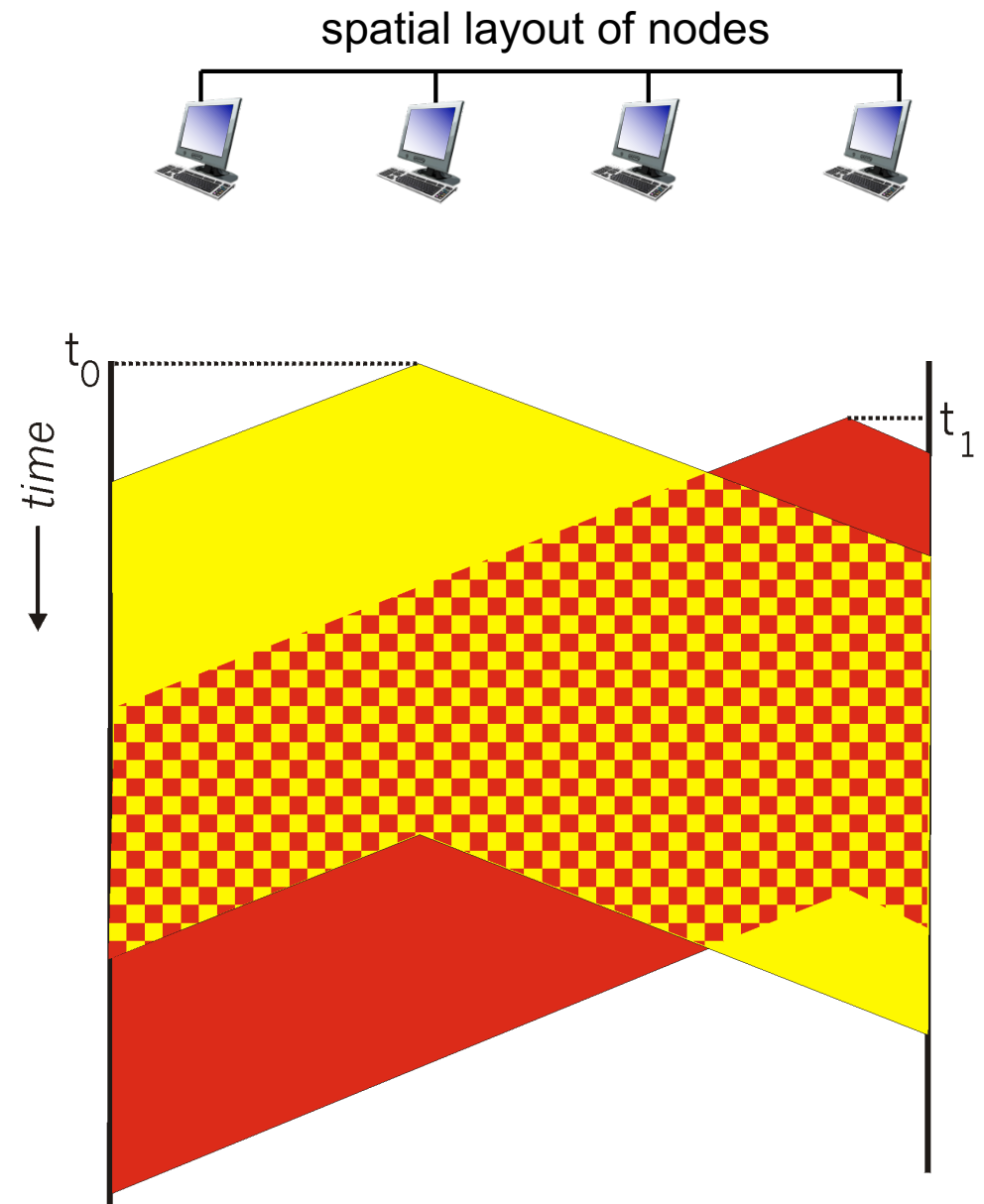
if channel sensed idle: transmit entire frame

- if channel sensed busy, defer transmission

- In human terms: don't interrupt others!

CSMA collisions

- **collisions can still occur:** propagation delay means two nodes may not hear each other's transmission
- **collision:** entire packet transmission time wasted
 - distance & propagation delay play role in determining collision probability



CSMA/CD (collision detection)

CSMA/CD: carrier sensing, deferral as in CSMA

- collisions *detected* within short time
- colliding transmissions aborted, reducing channel wastage
- collision detection:
 - easy in wired LANs: measure signal strengths, compare transmitted, received signals
 - difficult in wireless LANs: received signal strength overwhelmed by local transmission strength
- human analogy: the polite conversationalist

Ethernet CSMA/CD algorithm

1. NIC receives datagram from network layer, creates frame
2. If NIC senses channel idle, starts frame transmission. If NIC senses channel busy, waits until channel idle, then transmits.
3. If NIC transmits entire frame without detecting another transmission, NIC is done with frame !
4. If NIC detects another transmission while transmitting, aborts and sends jam signal
5. After aborting, NIC enters *binary (exponential) backoff*:
 - after m th collision, NIC chooses K at random from $\{0, 1, 2, \dots, 2^m - 1\}$. NIC waits $K \cdot 512$ bit times, returns to Step 2
 - longer backoff interval with more collisions

CSMA/CD efficiency

- T_{prop} = max prop delay between 2 nodes in LAN
- t_{trans} = time to transmit max-size frame

$$efficiency = \frac{1}{1 + 5t_{prop}/t_{trans}}$$

- efficiency goes to 1
 - as t_{prop} goes to 0
 - as t_{trans} goes to infinity
- better performance than ALOHA: and simple, cheap, decentralized!

Taking Turns

“Taking turns” MAC protocols

channel partitioning MAC protocols:

- share channel *efficiently* and *fairly* at high load
- inefficient at low load: delay in channel access, $1/N$ bandwidth allocated even if only 1 active node!

random access MAC protocols

- efficient at low load: single node can fully utilize channel
- high load: collision overhead

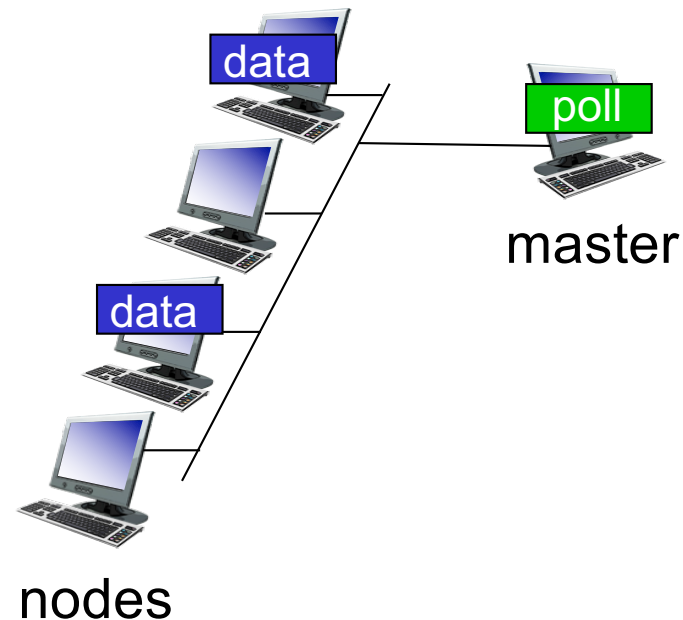
“taking turns” protocols

look for best of both worlds!

“Taking turns” MAC protocols

polling:

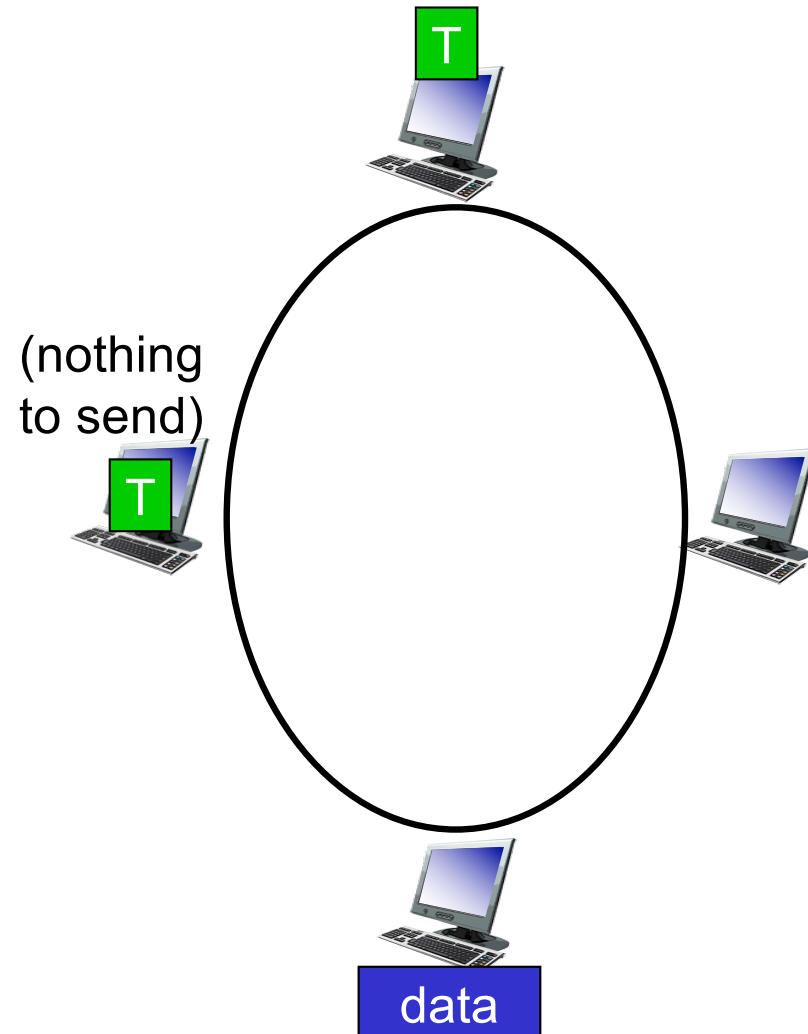
- master “invites” nodes to transmit in turn
- typically used with “dumb” nodes
- concerns:
 - polling overhead
 - latency
 - single point of failure (master)



“Taking turns” MAC protocols

token passing:

- control *token* passed from one node to next sequentially.
- token message
- concerns:
 - token overhead
 - latency
 - single point of failure (token)



Summary of MAC protocols

- *channel partitioning*, by time, frequency or code
 - Time Division, Frequency Division
- *random access* (dynamic),
 - ALOHA, S-ALOHA, CSMA, CSMA/CD
 - carrier sensing: easy in some technologies (wire), hard in others (wireless)
 - CSMA/CD used in Ethernet
 - CSMA/CA (collision avoidance) used in 802.11
- *taking turns*
 - polling from central site, token passing
 - Bluetooth, FDDI, token ring

Link layer: Outline

6.1 introduction, services

6.2 error detection,
correction

6.3 multiple access
protocols

6.4 LANs

- **addressing, ARP**
- Ethernet
- switches
- VLANs

6.5 link virtualization:
MPLS

6.6 data center
networking

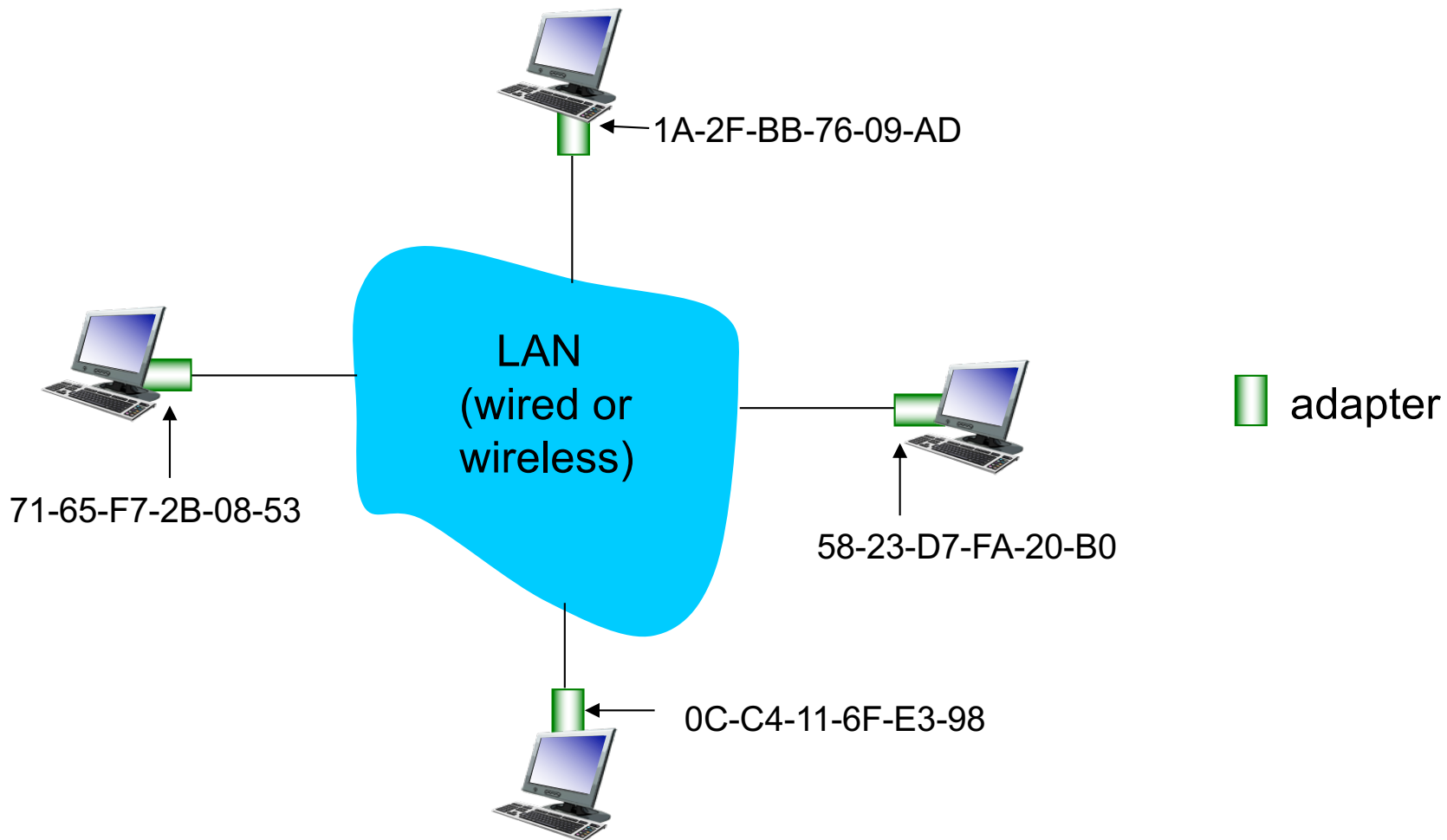
MAC addresses and ARP

- 32-bit IP address:
 - *network-layer* address for interface
 - used for layer 3 (network layer) forwarding
- MAC (or LAN or physical or Ethernet) address:
 - function: *used ‘locally’ to get frame from one interface to another physically-connected interface (same network, in IP-addressing sense)*
 - 48 bit MAC address (for most LANs) burned in NIC ROM, also sometimes software settable
 - e.g.: 1A-2F-BB-76-09-AD

hexadecimal (base 16) notation
(each “numeral” represents 4 bits)

MAC addresses and ARP

each adapter on LAN has unique *LAN* address



MAC addresses (more)

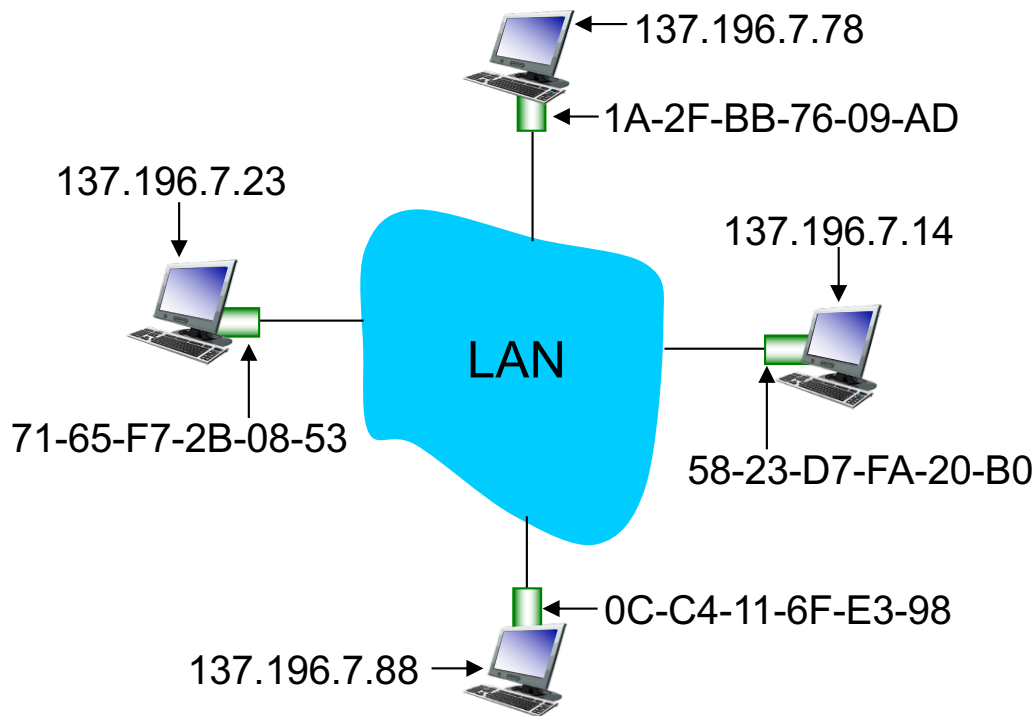
- MAC address allocation administered by IEEE
- manufacturer buys portion of MAC address space (to assure uniqueness)
- analogy:
 - MAC address: like Social Security Number
 - IP address: like postal address
- MAC flat address → portability
 - can move LAN card from one LAN to another
- IP hierarchical address *not* portable
 - address depends on IP subnet to which node is attached

ARP: address resolution protocol

Question: how to determine interface's MAC address, knowing its IP address?

ARP table: each IP node (host, router) on LAN has table

- IP/MAC address mappings for some LAN nodes:
< IP address; MAC address; TTL >
- TTL (Time To Live): time after which address mapping will be forgotten (typically 20 min)



ARP protocol: same LAN

- A wants to send datagram to B
 - B's MAC address not in A's ARP table.
- A **broadcasts** ARP query packet, containing B's IP address
 - destination MAC address = FF-FF-FF-FF-FF-FF
 - all nodes on LAN receive ARP query
- B receives ARP packet, replies to A with its (B's) MAC address
 - frame sent to A's MAC address (unicast)
- A caches (saves) IP-to-MAC address pair in its ARP table until information becomes old (times out)
 - soft state: information that times out (goes away) unless refreshed
- ARP is “plug-and-play”:
 - nodes create their ARP tables *without intervention from net administrator*

Link layer: Outline

6.1 introduction, services

6.2 error detection,
correction

6.3 multiple access
protocols

6.4 LANs

- addressing, ARP
- **Ethernet**
- switches
- VLANs

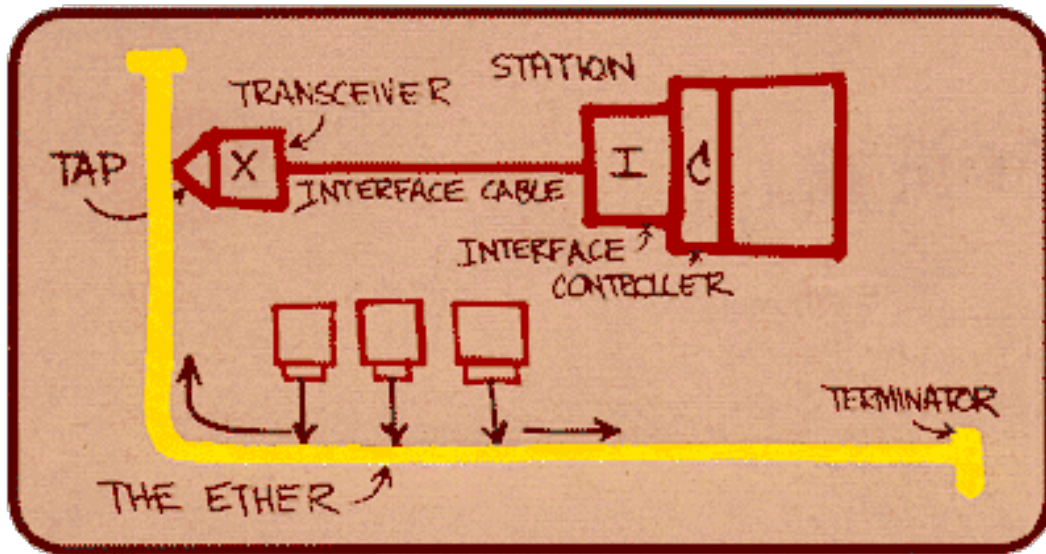
6.5 link virtualization:
MPLS

6.6 data center
networking

Ethernet

“dominant” wired LAN technology:

- single chip, multiple speeds (e.g., Broadcom BCM5761)
- first widely used LAN technology
- simpler, cheap
- kept up with speed race: 10 Mbps – 10 Gbps



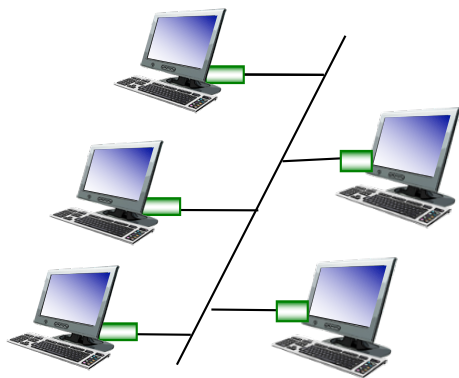
Metcalfe's Ethernet sketch



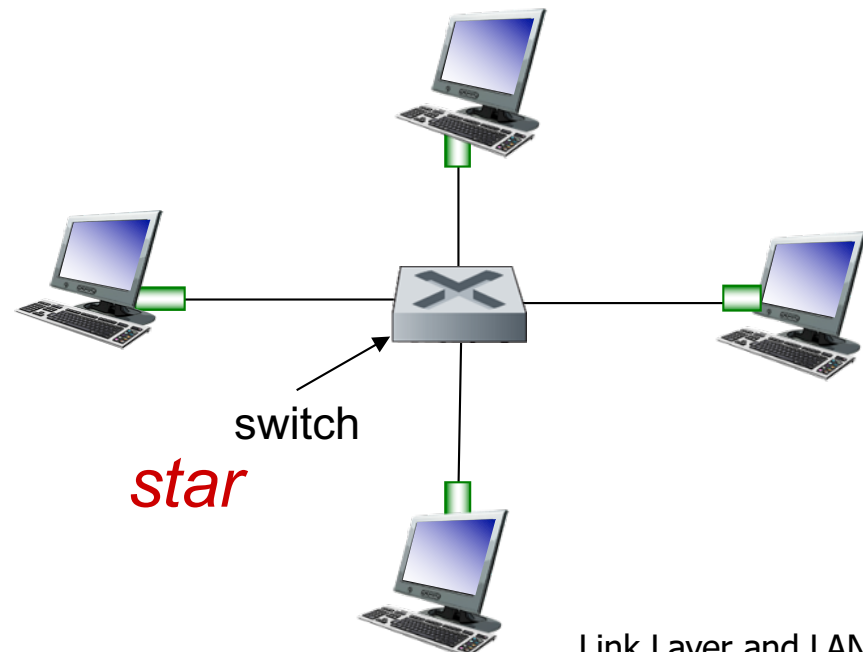
Robert Metcalfe

Ethernet: physical topology

- **bus:** popular through mid 90s
 - all nodes in same collision domain (can collide with each other)
- **star:** prevails today
 - active **switch** in center
 - each “spoke” runs a separate Ethernet protocol (nodes do not collide with each other)



bus: coaxial cable



star

Ethernet frame structure

sending adapter encapsulates IP datagram (or other network layer protocol packet) in **Ethernet frame**



preamble:

- 7 bytes with pattern 10101010 followed by one byte with pattern 10101011
- used to synchronize receiver, sender clock rates

Ethernet frame structure (more)

- **addresses:** 6 byte source, destination MAC addresses
 - if adapter receives frame with matching destination address, or with broadcast address (e.g. ARP packet), it passes data in frame to network layer protocol
 - otherwise, adapter discards frame
- **type:** indicates higher layer protocol (mostly IP but others possible, e.g., Novell IPX, AppleTalk)
- **CRC:** cyclic redundancy check at receiver
 - error detected: frame is dropped

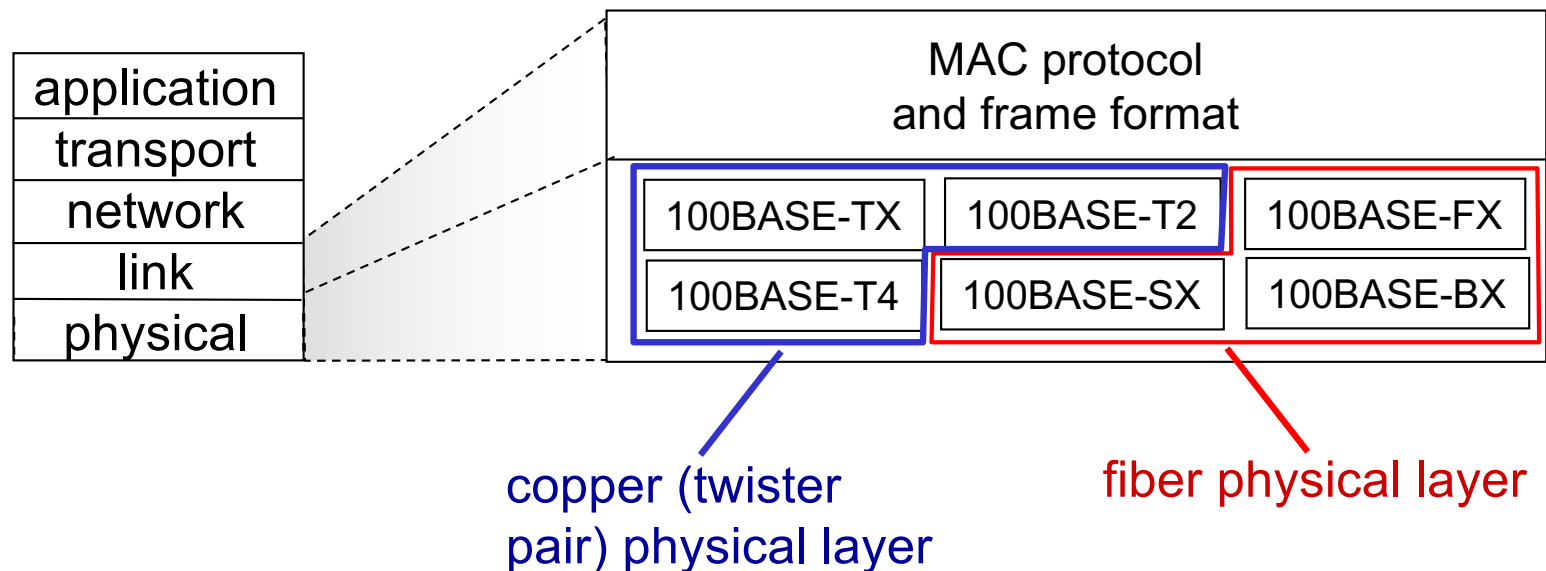


Ethernet: unreliable, connectionless

- *connectionless*: no handshaking between sending and receiving NICs
- *unreliable*: receiving NIC doesn't send acks or nacks to sending NIC
 - data in dropped frames recovered only if initial sender uses higher layer rdt (e.g., TCP), otherwise dropped data lost
- Ethernet's MAC protocol: unslotted *CSMA/CD with binary backoff*

802.3 Ethernet standards: link & physical layers

- *many* different Ethernet standards
 - common MAC protocol and frame format
 - different speeds: 2 Mbps, 10 Mbps, 100 Mbps, 1 Gbps, 10 Gbps, 40 Gbps
 - different physical layer media: fiber, cable



Link layer, LANs: outline

6.1 introduction, services

6.2 error detection,
correction

6.3 multiple access
protocols

6.4 LANs

- addressing, ARP
- Ethernet
- **switches**
- **VLANS**

6.5 link virtualization:
MPLS

6.6 data center
networking